

# Information Brochure, 2023

**Admission**

to

**B. Ed. Programme**

in

**Institute of Advanced Studies in Education (IASE)**

**(Formerly Govt. College of Education)**

**M. A. Road, Srinagar– 190001**

**Under Cluster University of Srinagar**

**And**

**GOVT. COLLEGE OF EDUCATION, CANAL ROAD,**

**JAMMU-180006**

**UNDER CLUSTER UNIVERSITY OF JAMMU**

**And**

**B. Ed. (Special Education)**

in

**Composite Regional Centre (CRC)**

**(Ministry of Social Justice & Empowerment, Govt. of India)**

**Bemina, Bye-pass, Srinagar, 190018**



**THE JAMMU AND KASHMIR  
BOARD OF PROFESSIONAL ENTRANCE EXAMINATIONS**

e-mail: [helpdeskjakbopee@gmail.com](mailto:helpdeskjakbopee@gmail.com)

e-mail: [coejakbopee@gmail.com](mailto:coejakbopee@gmail.com)

website: <http://www.jkbopee.gov.in>

## THE JAMMU AND KASHMIR

### BOARD OF PROFESSIONAL ENTRANCE EXAMINATIONS

#### BOARD EXECUTIVES

##### Chairman

- Mr. Raj Kumar Goyal, IAS (Financial Commissioner)

##### Secretary

- Dr. Firdous Ahmad Giri (KAS)

##### Controller of Examinations

- Dr. Sunil Gupta

##### FA/CAO

- Shri Qamar Rehman, KAS

##### Deputy Secretary (Law)

- Ms Shabnam Gunna

##### Under Secretary

- Mr. Sanjay Tickoo

## MESSAGE

I am delighted to announce the initiation of the selection process for Bachelors of Education (B. Ed.) courses for the current year by the J&K Board of Professional Entrance Examination (BOPEE). The test design for selection aims at assessing the competence of the candidates for undergoing the professional training course for becoming educators. This course is, therefore, of great significance as it prepares the candidates for selection as Teachers. A fair and transparent selection process based on merit shall facilitate selection of the right candidates as Teachers for imparting quality education.



I thank all the officers and staff members of BOPEE who have put in substantial efforts in preparation of this booklet and the entire selection process.

I wish all the best to the aspiring candidates.

**(Raj Kumar Goyal), IAS  
Chairman**

## MESSAGE

The J&K BOPEE is entrusted with the responsibility of conducting the Entrance Test for various Professional Courses for the year 2023. The Entrance Test for B. Ed. Kashmir/B.Ed. Jammu/B. Ed. (Special Education) 2023 will be tentatively held during 30<sup>th</sup> April 2023 and the process of filling online application forms for the said test will commence from 10.03.2023.



The Board has been striving constantly to enhance transparency and objectivity in conducting entrance tests and has introduced many measures to facilitate candidates from filling up the Application Forms to the stage of actual selection by switching over to the online mode which includes filling up of Application Forms, deposition of fee, declaration of result etc. In order to bring transparency and efficiency in the system of selection of candidates, BOPEE has undergone technological revolution for the speedy justice to the candidates on merit and has taken steps in this direction like, Online submission of application forms, Online counseling, SMS facility for application/counseling status, Speedy Result, Video Counselling, Regular Uploading of Website [www.jkbopee.gov.in](http://www.jkbopee.gov.in) for latest information, etc. The candidates are advised to go through Information Brochure of B. Ed. Kashmir/B.Ed. Jammu/B. Ed. (Special Education) 2023 for all details related to online filling of application forms, counselling process, reservation policy, no. of seats available, etc., which is uploaded on the BOPEE website.

The greatest resource and strength in Indian schools are our teachers. They have the greatest impact on student learning, far outweighing the impact of any other education programme or policy. They stand in the interface of the transmission of knowledge, skills and values. Teacher quality is, therefore, crucial and has been globally accepted to be significantly associated with the quality of education in general and students' learning outcomes in particular. The Education Commission (1964-66) of India accepted this influence of teachers in powerful words, **"No system can rise above the status of its teacher"**. I offer my good wishes to the students for choosing Teaching (B.Ed.) as career in their life, which is considered as the noblest of all Professions and I wish you success in your Educational/Professional Career.

**Dr. Sunil Gupta**  
Controller of Examinations (COE)

## **CONTENTS**

<b>S. No.</b>	<b>Description</b>	<b>Page No.</b>
1	Introduction	07
2	Terms and Expressions	07
3	General Information & Instructions	08-09
4	Duration of Course	09
5	Eligibility	09-10
6	Reservation Policy	10-12
7	Fee Structure (Tentative)	12
8	Common Application Form and instructions	12-17
9	Admit Card	17
10	Colleges and their Intake	17-18
11	Syllabus/Scheme and Conduct of Entrance Examination	18-19
12	Conduct of Entrance Examinations	20-22
13	Time Schedule for the Candidates in the Examination Hall	22
14	Determination of Merit	22
15	Declaration of Result and Notification of Merit List	23
16	Prohibition/Ban on Ragging	23-24
17	List of Annexures	25-32

## **ANNEXURES**

- Annexure – I**      Competent Authorities for Issuance of Reserved Category Certificates.
- Annexure – II**    Certificate of being Child of Defense Personnel as per S.O-277 dated 13-08-2021.
- Annexure-III**    Certificate of being Child of Paramilitary Force/Police Personnel (In-service)
- Annexure-IV**    Certificate of being Child of Paramilitary Force/Police Personnel (Retd.)
- Annexure-V**      Pahari Speaking People (PSP)
- Annexure- VI**    Economically Weaker Section (EWS).
- Annexure-VII**    A Sample of OMR Answer Sheet.
- Annexure-VII**    Sample Representation Regarding Answer Key.

### **IMPORTANT NOTES:**

- (i) *The candidates, in their own interest, are advised to go through the Information Brochure before filling up of the Online Application Forms. Board shall not be responsible for any act of omission or commission in filling up of the Online Application Form by the candidate. It shall be presumed that the candidate has gone through the information contained in the Information Brochure and has agreed to follow the conditions contained therein. No candidate can claim any alteration in the conditions which have been incorporated in the Information Brochure and notified in advance.*
- (ii) *The candidates are further advised to remain in touch with the BOPEE website(s) [www.jkbopee.gov.in](http://www.jkbopee.gov.in). The Board does not undertake any responsibility for any delay caused in publication of Notices/Notifications in the Print Media (newspapers) as delay, if any, in such publication(s) is not within the control of the Board, notwithstanding that the Board notifies the same on the official website(s) and for publication simultaneously on the date of issue of the said notifications/notices etc.*
- (iii) *Subject to availability of logistics, the Board may consider Online Examination, if so decided by the Board otherwise the examination shall be conducted in the Offline Mode.*

## 1. INTRODUCTION:

The Jammu and Kashmir Board of Professional Entrance Examinations (BOPEE) was established by an Act of State Legislature (Act No. XXV of 2002). It is the responsibility of the Board to recommend selection of candidates for admission to various Professional Courses at Undergraduate/Postgraduate levels in the various Government run and privately managed institutions in the UT of J&K. These programmes, inter-alia, include B. Ed. Course, as well.

The recommendations for admission to B .Ed. is made purely on the basis of merit obtained in the Entrance Test if conducted by the Board, otherwise on the basis of marks secured by candidates in the Graduation.

The e-Brochure gives a fair idea about the procedural details of the Entrance Test to the aspiring candidates. The most crucial step is the filling up of the Application Form. The selection is made according to the information furnished by the applicants in their Application Form and merit secured in the Entrance Test, if conducted by the Board, otherwise on the basis of marks secured by candidates in the Graduation.

The candidates must, therefore, carefully go through the e-Brochure before filling up their Application Forms. Any mistake/error at the initial stage shall not be rectifiable later on. This may prove detrimental to the aspiring candidates.

## 2. TERMS AND EXPRESSIONS:

Certain terms and expressions, used in the e-Brochure have specific importance unless, of course, the context otherwise denotes. For the benefit of the candidates, these terms and expressions are briefly defined herein under:-

- ❖ **Act:** means J&K BOPEE Act, 2002.
- ❖ **Advertisement Notice:** means the notification issued by the J&K Board of Professional Entrance Examinations(BOPEE) inviting applications from eligible candidates for appearing in the Entrance Test;
- ❖ **Common Application Form:** means the Form prescribed by the BOPEE to be submitted online by the eligible candidates for appearing in the Entrance Test;
- ❖ **Available Seats:** means the seats against which admissions to B. Ed (Bachelor of Education) Course are ordered by the Government/notified by other Govt. Departments/Agencies;
- ❖ **Eligible Candidate:** means the candidate who fulfills the requirements of eligibility as prescribed by the BOPEE and the UT of J&K/ Ladakh from time to time;
- ❖ **Entrance Test:** means the test held by the BOPEE for making selection of eligible applicants for admission to B. Ed. (Bachelor of Education) Course in the Government College of Education (IASE), Srinagar (under Cluster University of Srinagar) and Composite Regional Centre (CRC) in accordance with the UT of J&K guidelines;
- ❖ **Incomplete Form:** means the online Application Form which is wrongly filled in or contains false information of any kind or not having required and /or valid certificates or has any other deficiency and discrepancy whatsoever;
- ❖ **Merit List:** means list of candidates who appear in the Entrance Test/percentage of marks obtained in qualifying examination drawn up in the descending order of merit;
- ❖ **Qualifying Examination:** means the result of examination on the basis of which candidates become eligible to appear in the Entrance Test;
- ❖ **Regulations:** means the Jammu and Kashmir Board of Professional Entrance Examination Regulations, 2016,
- ❖ **Rules:** mean the Jammu and Kashmir Board of Professional Entrance Examination Rules, 2014.

### 3. GENERAL INFORMATION & INSTRUCTIONS:

It is expected that the candidates shall be sincere, honest and behave responsibly while appearing in the Entrance Examination and shall not resort to any unfair/fraudulent means or impersonation in the examination. In case, a candidate is found resorting to unfair means, criminal proceedings under rules shall be initiated against him/her including his/her abettors/facilitators, besides debarring him/her for such a period as may be decided by the Board in accordance with rules and regulations of the Board, from appearing in the Entrance Test in future.

- ❖ The candidates interested in appearing in the B.Ed. Entrance Test are required to:
  - Go through e-Information Brochure carefully and acquaint themselves with all the requirements;
  - Satisfy the prescribed eligibility conditions; and
  - Submit online Application Form within the prescribed date.
- ❖ The candidates applying for admission, will be required to appear in the Entrance Test at their own expenses at the Centres fixed by the Board, if conducted by the Board;
- ❖ The recommendation for selection of the candidates under all the categories shall be subject to production of all the relevant certificates in original by them and the verification of the same by College/University as the case may be at the time of Admission;
- ❖ No intimation, whatsoever, about non-selection will be sent individually and no correspondence in this regard shall be entertained. The result will also be available on BOPEE website: [www.jkbopee.gov.in](http://www.jkbopee.gov.in);
- ❖ The selections made by the BOPEE to the Professional Courses shall be provisional till final determination of eligibility of the candidates to be decided by UT of J&K or UT of Ladakh by the concerned University/ College;
- ❖ **The BOPEE shall have powers to review the provisional selection list at any time, notwithstanding the fact that the selected candidate has completed his/her admission formalities, where any bonafide error, lapse, mistake, fraud, cheating, misrepresentation, misinterpretation, impersonation or glaring injustice comes to its knowledge or is brought to its notice which has resulted in the inclusion of the candidate in the selection list. Mere selection in the list does not confer any right to admission of the candidate, if he/she is otherwise found ineligible;**
- ❖ **Complaints against certificates, including those of Reserved Categories, shall not be entertained by the Board in any case as BOPEE is neither an Appellate Authority nor an Investigating Agency;**
- ❖ Permission of candidates to appear in the Entrance Test (if conducted by Board) shall be provisional on the basis of the entries in the Application Form, subject to their being eligible for admission to the courses applied for with reference **to certificate being valid on the date of e-filing of Application Form** or as per the conditions of eligibility of candidates modified by UT of J&K Govt. from time to time;
- ❖ The Answer Key will be displayed on the BOPEE website in the evening at about 6 P.M. on conclusion of the Test or up to 12 Noon next day and will remain there for three days (03) and thereafter will be removed. The candidates, who have any complaint against an answer of a question in the Question Paper are free to make written representation supported by documentary proof of standard text Books on the prescribed format available on the official website of BOPEE and in the BOPEE office at Srinagar/Jammu, which should reach in the office (Srinagar/ Jammu) within three working days after the Key is made available and thereafter no representation will be entertained/accepted. They shall have to pay a fee of Rs. 1000/- paid at POS Terminal at BOPEE Office Srinagar/Jammu in this behalf;
- ❖ The Answer Key will be got re-examined by the BOPEE on the basis of the representations so received and the Revised Key, if any, will be final and no complaint will then be entertained regarding the Revised Key. After satisfying the revised Key will be uploaded on the website of the



BOPEE. The revised Answer Key, if any, will be applied to Answer Sheets of all the candidates, no matter whether they have made such representations or not;

- ❖ OMR Answer Sheets of candidates are Machine Graded and Scanned / scrutinized and double checked with extreme care. As such, there shall be no re-evaluation/ rechecking of OMR Answer Sheets. No correspondence in this regard shall be entertained by the Board;
- ❖ Re-totalling of marks will be allowed on written request along with payment of Rs. 1000/- fee paid at the POS terminal at BOPEE office Srinagar/Jammu. The application will be received within 5 days after the declaration of result. Any application received after the stipulated time will not be entertained.

### **Instruction for Photographs**

Candidates must also follow the following instructions:

- Please ensure that the photograph is taken in a light colored background;
- The photograph/signature/thumb-impression images to be uploaded in JPG/JPEG format only;
- The maximum size of the photograph should be within the range of 10-50 KB and for signature/thumb-impression within the rank of 10-50 KB;
- Photographs, with name of the candidate must be snapped on or after 01-01-2023;
- The photograph must be snapped with a placard indicating name of candidate and date of taking photograph. In case name and date are written on the photograph after taking it, the application is liable to be rejected;
- The name and date on the photograph must be clear and legible,

*Sample Photograph:*



**Surinder Sharma  
01-01-2023**

- Photograph should be without a cap and goggles. However, spectacles are allowed.

### **Warning:**

- a) The Candidates are warned not to resort to any unfair/fraudulent means or act of impersonation at the time of Entrance Test or upload any objectionable material including a photo of any object, other than his/her own photograph while submitting the online form. In case, a candidate is found taking recourse to such acts, criminal prosecution shall be initiated against him/her and his/her abettors. He /she shall be permanently debarred from appearing in the Entrance Test in future.
- b) Any candidate uploading image of an object other than his/her own photograph shall be disqualified from appearing in the Examination(s). Besides action as warranted under law shall also be taken against such candidate.

### **4. DURATION OF COURSE:**

The duration of the Bachelor of Education (B.Ed.) Programme shall be Two Academic Years or as per norms of the affiliating University.

### **5. ELIGIBILITY:**

- ❖ A candidate applying for the Entrance Test for admission to the B. Ed. Course must:

- have Domicile Certificate of UT of J&K /UT of Ladakh. **Candidates belonging to UT of Ladakh, ST certificate issued by Competent authority of Ladakh shall be treated as Domicile certificate;**
- have passed with at least 50% marks either in the Bachelor's Degree and/or in the Master's Degree in Sciences/Social Sciences/Humanity, Bachelor's in Engineering or Technology with specialization in Science and Mathematics with 55% marks or any other qualification equivalent thereto, are eligible for admission to the program and 5% relaxation for reserved categories such as SC/ST/OSC/RBA/ALC/IB/PSP;
- ❖ The candidates appearing/ appeared in the qualifying examinations are also eligible to appear in the Entrance Test but they must have passed the qualifying examination and secured the percentage of marks required as at above at the time of admission to the B.Ed. Course.

## 6. RESERVATION POLICY:

- ❖ A candidate seeking admission under a Reserved Category as specified under **SRO 294 of 2005 dated 21.10.2005** or **SRO 294 of 2005 read with SRO 518 of 2019 dated 02.09.2019, S.O. 127 of 2020 dated 20-04-2020, S.O. 277 of 2021 dated 13-08-2021** or as amended from time to time by UT Govt. of J&K, is required to upload self-attested copy of the relevant certificate issued by the designated authority alongwith the Online Application Form (**Annexures-I**).
- ❖ A candidate claiming benefit under Sports Category must also upload the certificates along with the Online Application Form and must submit copies of these certificates in the office of the Secretary, J&K Sports Council for Sports Points well before the date fixed by the BOPEE. For the purpose of determining the merit of sports category candidates; 60% and 40% weight-age shall be given to the merit obtained in the Entrance Test & Sports Points respectively.

**The following reservation Policy shall be implemented as per S.O-127 dated 20-04-2020 of seats in the Government Nursing / Para-medical Colleges / Institutes:**

S. No.	Categories	Reservation in %age
1.	<b>Open Merit (OM)</b>	54
2.	<b>Reserved Categories</b>	
	2.(i) Scheduled Caste (SC)	08
	2.(ii) Scheduled Tribe (ST)	10
	2.(iii) <b>Socially and Educationally Backward Classes (other than Scheduled Castes and Scheduled Tribes)</b>	
	(a) Weak and Under Privileged Classes, Social Castes (OSC)	04
	(b) Residents of Area Adjoining Actual Line of Control (ALC) / International Border (IB)	04
	(c) Residents of Backward Area (RBA)	10
	(d) Pahari Speaking People (PSP)	04
	(iv) <b>Economically Weaker Sections (EWSs) *</b>	10 *
	(v) <b>Physically Challenged Persons</b>	4 (Horizontal)

Further, as per Rule 14 of SRO 294 of J&K Reservation Rules dated 21-10-2005, following reservation is also made in favour of following :-

a) Children of Defence Personnel (CDP) = 03%

- b) Children of Para Military forces & State Police personnel = 01%
- c) Candidates possessing outstanding proficiency in sports = 02%

- ❖ \*As per S.O. 69 dated 28-02-2020 & OM No: SW/PSP/04/2017 dated 09-05-2020 issued by the Social Welfare Department of J&K Govt., S.O. 249 dated 23.07.2021 the benefit of Reservation under EWS clause shall be available only in respect of those institutions, where the intake capacity of seats has been increased by the Competent Authority from time to time for the said purpose.
- ❖ **4 % seats shall be reserved for candidates belonging to UT of Ladakh in each Govt. Colleges.**

**Note:**

- 1) The seats under EWS category in IASE, M.A. Road Srinagar, if any, approved by the Competent Authority shall be notified separately.
  - 2) The category Certificates should be on the prescribed format and duly renewed whenever required under rules.
- ❖ Rules 5 and 6 of the JK BOPEE Rules, 2014 deal with reservation of candidates for admission to various Professional Courses. These two rules have been reproduced verbatim hereinafter for the benefit of the candidates. They are advised to go through these Rules before they attempt to fill up their Online Application Form.
  - ❖ **Reservation for candidates for admission to various Professional Courses:**
    - The reservation of admissions shall be applicable only in the Government-run Colleges as notified by the Government from time to time;
    - The percentage of seats to be allotted under each category shall be such as notified by the Government from time to time;
    - The benefit of reservation shall be available to the concerned candidate only if the valid Category Certificate is uploaded with the Application Form and Category Code is **also mentioned in the online Application Form at the time of its submission before the expiry of the last date;**
    - **Where a Category Certificate has not been issued by the designated authority, the candidate shall not be given an opportunity to validate it after the expiry of the last date for submission of the Application Form;**
    - **No notice shall be given to a candidate whose category certificate has been found invalid by the BOPEE and such a candidate shall be considered in Open Merit, if found otherwise eligible;**
    - **The category certificate issued after the expiry of the last date shall in no case be accepted;**
    - No “under process” certificate shall be accepted/ entertained at any cost. It includes “under process” certificate for the renewal of category certificate;
    - **The category certificate must be valid at the time of submission of online Application Form;**
    - Where a candidate fails to submit reserved category certificate along with the Application Form his/her application will be considered under Open Merit Category, if otherwise found eligible;
    - A candidate can apply/opt for one Reserved Category only and choice regarding reserved category once exercised shall be final and at no stage, shall be allowed to be changed;
    - A candidate will be considered only for one Reserved Category for selection against the seats reserved for that category for which Code has been recorded at relevant Serial No. of the Application Form even if he/she is eligible to be considered for seats available in more than one category,

- ❖ **Competent authority:**

- Authorities competent for issuing reserved category certificates shall be such as notified by the Government from time to time:  
Provided that in the case of Children of Defense Personnel other than core service, a candidate having a certificate that his/her father is working in Defense Establishment (Military Engineering Service or other service of like nature) where salary is paid out from Defense Estimates is not entitled to the benefit of CDP Category;
- Where this certificate is wrongly accepted and the candidate gets admission on the basis of this certificate, the admission of such candidate will be cancelled forthwith as and when such error comes to the knowledge of the BOPEE or is brought to its notice;  
Provided further that the candidates having “Outstanding Proficiency in Sports” must also submit their certificates to the Secretary, J&K Sports Council for awarding points which will then, be officially forwarded to the BOPEE by the J&K Sports Council. The BOPEE shall not be responsible where a candidate fails to submit certificates to the Council or Council fails to forward the points of a candidate to the BOPEE. It shall be the sole responsibility of the candidate to ensure that his/her Sports Points are forwarded by the Council to the BOPEE in time;
- The Children of serving BSF, CRPF, ITBP and CISF do not fall under CDP category but fall under the category of JKPM for which Category Code is different. The candidates claiming benefit of any of these categories must ensure and understand properly under which category they fall and should accordingly enter the Category Code;
- The category candidates should ensure that their Reserved Category Certificate is issued by the designated Competent Authority and is uploaded with the online Application Form strictly in accordance with the Guidelines given in the e-Brochure. All the Category Certificates issued/dated after October, 2005 must be issued under SRO 294 of 2005. The certificates issued under earlier SRO will be accepted only if they are dated prior to October, 2005. However, this shall not apply to SC/ST candidates in whose case certificate has been issued prior to the issuances of SRO 294 by the Competent Authority. **The candidates should insist on the certificate issuing authority to make mention of SRO 294 in their certificates if they are issued after October, 2005;**
- **The certificate issued after the “last date for submission of Application Form is over” will not be entertained.**

#### 7. FEE Structure (Tentative):

The fee to be paid by the candidate to the concerned college is not fixed by the BOPEE. The eligible candidate(s) are advised to verify fee from concerned College/Institution on their own before applying for these courses. Hence, no complaint in this regard will be entertained by the BOPEE.

#### 8. COMMON APPLICATION FORM (CAF):

- ❖ The Application Forms have to be **submitted online only** through the BOPEE websites [www.jkbopee.gov.in](http://www.jkbopee.gov.in) (through URL's/ links provided for this purpose) within the prescribed date to be notified separately. The payment of rupees 1200 (Rupees one thousand and two hundred only) as fee is to be made online through “Integrated Payment Gateway” with the help of any National Credit Card/Debit Card facility. The procedure for filling in the Application Form and eligibility etc of the candidates has been given in detail in this e-Brochure. The candidates must necessarily, in their own interest, go through this Brochure before attempting to fill up the online Application Form;

- ❖ The applicants are advised to fill the online Application Forms on their own or through a responsible person. The applicants can also contact the “**Help Desk**” of I.T. Section of the BOPEE on ;9419288006,/9419403272/ 9622366360/9419434133/9469012295/0194-2437647, 0194-2433590, 0191-2479371, 0191-2470102, for any assistance/guidance/filling of online application form in this regard on any working day, during office hours only, within the prescribed last date. The Reserved Category Candidates have to upload their Category Certificate alongwith the Online Application Form;
- ❖ The candidates can change/ modify their online Application Form at any time before its submission as prescribed in the Notification. It is in the interest of the candidate to recheck before submitting the online Application Form. They are advised, in their own interest, not to share their login details with anybody, lest he/she may get an opportunity to change important details in the Application Form. They can check the status of their Application Form on the official website of the BOPEE. If any form is not approved or remained deficient for want of required information pending of any document, if any, the candidate concerned must report in the BOPEE office by or before the stipulated date fixed for this purpose in the Admission Notification, failing which his/her Application Form shall be rejected;
- ❖ The candidates applying for the course can avail facility of Internet for filling up of Application form at BOPEE office Jammu/Srinagar on any working day, during office hours only, within the prescribed last date by paying a nominal fee of Rs. 100/ per form.
- ❖ The Common Application Form has to be submitted in the following manner:-

NAME OF THE CANDIDATE (sample)

SHOWKET AHMED BHAT
--------------------

Father’s Name

ABDUL RASHID BHAT
-------------------

- ❖ Enter the date, month and year of birth as per English Calendar as recorded in the Matriculation Certificate. Use numerals 01 to 12 for the month, 01 to 31 for the date, and last four digits for the year.

3 <sup>rd</sup> of November, 1994				10 <sup>th</sup> of February, 1991											
0	3	1	1	1	9	9	4	1	0	0	2	1	9	9	1

- ❖ A candidate will be considered for only one reserved category for selection even if he/she has more than one reserved category and the category that will be considered will be the one selected by the candidate in Common Application Form. For example, if an applicant is a ward of a Police Personnel, and also hails from a Backward Area and belongs to Scheduled Caste too and he/she selected Scheduled Caste Code. at the relevant Serial No. of the Application Form, the candidate shall be considered for selection against the available seat for Scheduled Caste category only and not any of his/her other category;
- ❖ The category option once exercised in the Application Form will be absolute and shall not be changed.

**Note:**

The candidates can download admission Notification, Brochure, Instructions, Admit Card and all other relevant information from the official websites of the BOPEE at Common Service Centres of UT of J&K at nominal charges. They can also avail the services at any National Informatics Centre located at the Office of the Deputy Commissioner of the concerned District.

### Certificates to be uploaded:

The candidates have to keep ready the following original documents at the time of issuance of merit list:

- ❖ Domicile Certificate issued by the Competent Authority for candidate belonging to UT of J&K / ST Certificate issued by Competent Authority of UT of Ladakh as Domicile for candidate belonging to UT of Ladakh;
- ❖ Scanned copy of Marks Certificate of the qualifying examination issued by the concerned University (in case result is declared);
- ❖ Matriculation Certificate issued by Board, indicating Date of Birth of the candidate;
- ❖ Category Certificate, if any.

### Instructions and Procedure for filling Up Online Application Form:

The applicants are advised to:

1. Fill the Online Common Application Form on their own or through a responsible person in their presence. In case of any difficulty, they may approach the BOPEE offices Jammu / Srinagar alongwith the Original Documents with prior telephonic (**Help Line**) appointment and payment of a nominal service fee of Rs. 100/= (Rupees one hundred only) through POS Machines available at the BOPEE office Jammu/Srinagar for filling the online Common Application Form.
2. Visit the BOPEE website [www.jkbopee.gov.in](http://www.jkbopee.gov.in) and click on the link/button "**Click to Apply**" under the heading **Online Applications** and section **B.Ed. Kashmir/B.Ed Special Education/B.Ed Jammu** on the home page displayed to you.
3. A page with following B.Ed. (K/SE) specific information will be displayed:
  - (1) Year and Month of Applying;
  - (2) Registration Schedule;
  - (3) Important Instructions;
  - (4) instructions for uploading images; (link/URL)
  - (5) instructions for uploading documents; (link/URL)
  - (6) Steps to fill application form:-
    - i. Click here to fill application;(link/button)
    - ii. Make Payment;(link/button)
    - iii. Upload Documents;(link/button)
    - iv. Print Application Form; (link/button)
  - (7) if already applied:-
    - i. Check Application Status (link/button)
    - ii. Forgot Application No. (link/button)
    - iii. Edit application form(Link/button)
4. Go through the **Registration Schedule** for this examination where start and last date for filling up the online application is given besides payment last date and documents uploading last date.
5. Read the instructions carefully given in the **Important Instructions** section.
6. Click on the link **instructions for uploading images** and follow the guidelines for scanning and Uploading of Photograph, Signature and Thumb. It also provides links to compress the images to the desired size for uploading. Desired size of the JPEG images is as under:
  - (1) **Photograph** and **date of taking the photo** with size upto 10-50 kb
  - (2) **Signature** with size upto10-50 kb
  - (3) **Thumb Impression** with size upto10-50 kb
7. Click on the link **instructions for uploading documents** and follow the guidelines for Scanning your



documents (Domicile Certificate of J&K/Ladakh, Date of Birth Certificate, Marks Sheet, Category Certificate and/or any other Certificate, if applicable) to PDF files for uploading. It also provided links to compress the pdf document files to the desired size for uploading. Desired size of the below mentioned PDF documents is upto 100-200 KB

- a. Domicile Certificate of J&K or ST Certificate issued by the Competent Authority of UT of Ladakh for students of Ladakh;
  - b. Date of Birth Certificate (mandatory for all) issued by Board only;
  - c. Marks Sheet of the Qualifying Examination (mandatory for all except in whose case result is awaited);
  - d. Reserved Category Certificate (where ever applicable);
8. Before actually filling up the Online Form please make sure that you have soft copies of the following ready:
- (1) Photograph, Signature and Thumb Impression In JPEG format of Specific size;
  - (2) All scanned documents in PDF format of Specific size and
  - (3) A valid Credit/Debit Card / Net banking credentials for making online payment.
9. Now you are ready to fill the Online Application Form in the following steps:
- (1) Click the link/button **Click here to fill application**, a window will pop up with the important instruction and after reading these instructions click on the box **I have read the instructions** check box and then click on the **Apply** button.
    - i. A page with all form details will be shown. After filling in the details of the form and uploading your PST Enter Verification Code in the text box given at the bottom as in the captcha image and then click on the Submit Button.
    - ii. If information provided by you is incomplete and invalid then the page will display the relevant messages otherwise a page with your submitted details will show with options either to verify that your details for correctness or edit and correct the given details.
    - iii. Please note that your registration details are non-editable in normal circumstances once submitted.
    - iv. If you want to edit/correct your registration details then click on **Click Here to edit your registration details** link. You can do the same as many times as you require.
    - v. If your registration details are correct then click the **Click Here** link
    - vi. An Application No. like (Your Application No:**31901800031**) will be generated and page showing Application submitted Successfully, thank you for registering message and information "A confirmation email has been sent to your e-mail id." will be displayed.
    - vii. If you want to make payment at this time then click on **Step 2-Click here to Make Payment** otherwise close this popup window.
  - (2) Click on the link/button **Make Payment** a page with some details will be shown. Enter your Application No., Date of Birth and Verification code and then click the Submit button.
    - i. If you details submitted are correct then a **Pay** button along with the title Make Payment Online will be displayed at the bottom.
    - ii. Clicking on this link/button will display a page with payment procedures and refunds etc. and click on **I have read the Instructions** check box and then click on proceed for payment button.
    - iii. Make payment by any desired mode:
      1. Debit Card
      2. Credit Card
      3. Net Banking
    - iv. After successful payment a Transaction Acknowledgement page with transaction details will be displayed which you can either note down or take a print out of.
    - v. If you want to upload you documents at this time then click on **Step 3-Click here**

**to Upload Document** otherwise close this window.

- (3) Click on the link/button **Upload Documents**, a page with some details will be shown. Enter your Application No., Date of Birth and Verification code and then click the Submit button.
    - i. If your details submitted are correct, then a page with different types of documents and choose file buttons will be displayed.
    - ii. Click on each of the **choose file** buttons and choose the correct relevant pdf document for each, where ever and if applicable.
    - iii. After choosing these documents click on the check box given at the bottom and provide the verification code in the text box as given in captcha image and then click on the upload button.
    - iv. If the documents are of the correct/specific size and type then the documents will be uploaded and links to view and delete these documents, if required, will be displayed.
    - v. Now you can close this window after ascertaining that the correct documents have been uploaded by viewing them.
  - (4) Click on the link/button **Print Application Form**, a page with the preview of the application form will be displayed with all the submitted details including payment details.
    - i. Click at the print button at the bottom to take a print out of the Application Form.
    - ii. Keep the Printed Application form safely for record and reference.
10. For those who have already applied use the section
- (1) if already applied
    - i. To check the status of your application by clicking on the link/button **Check Application Status** a page with some details will be shown. Enter your Application No., Date of Birth and Verification code and then click the Submit button.
      1. If your details submitted are correct then following sections will be displayed
        - a. **Application Status** which shows whether the form has been checked by BOPEE, current status of the application and payment status along with the link to print the E-Receipt is shown.
        - b. **Documents Uploaded** which show the documents uploaded, their status and buttons to view or upload the respective documents.
      2. After doing so, it is strongly recommended you close the browser window(s).
    - ii. If at any point of time you forget your application number, click on the link/button **Forgot Application No.** a page with some details will be shown. Select your Examination Type, and enter your Name, Father's Name and Date of Birth and Verification code and then click the Submit button.
      1. If your details submitted are correct then you will be shown your application no. e.g. **Your Application is : 32001800031**
      2. After doing so, it is strongly recommended you close the browser window(s).

**Note: For updated instruction (if any), please visit the website: [www.jkbopee.gov.in](http://www.jkbopee.gov.in) and read the updated (if any) Instructions/e-Brochure carefully.**

#### **9. ADMIT CARD (Applicable for Entrance Examination, if conducted by Board):**

- ❖ No candidate shall be allowed to enter Test Centre/venue without valid Admit Card in original;
- ❖ Admit card can be downloaded within the prescribed date. However, mere possession of Admit Card shall, not ipso-facto, confer eligibility on a candidate who is otherwise in-eligible to appear in the Entrance Test;
- ❖ The Admit Cards will be available online. The candidates are advised to download their Admit Cards from the BOPEE official Websites ([www.jkbopee.gov.in](http://www.jkbopee.gov.in)) on photo paper printed in colour.



The candidates will be informed through a separate Notification regarding the date for downloading of Admit Cards. The Admit Card will be having a space for photograph of the candidate which should be attested by a Gazetted Officer Applicants are, therefore, advised to keep themselves updated with the information available on the official website;

- ❖ Applicants, who don't have access to internet facility, may avail this facility at the **Help Desk** of I.T. Section of BOPEE with prior telephonic appointment, on nominal fee of Rs. 100/=, on any working day at the below mentioned BOPEE offices:
  - BOPEE Office, Bhagat-i-Barzullah, opposite J&K Bank, Srinagar-190005 (10 A.M. To 4 P.M.)
  - BOPEE Office, 4th Floor, South Block, Bahu Plaza, Jammu-180012 (10 A.M. to 4 P.M.)
- ❖ Additionally, candidates can also avail these services at Common Service Centers of J&K Govt. at nominal charges or at any National Informatics Centre located at the office of the Deputy Commissioner of the concerned District.
- ❖ Candidates shall have to preserve Admit Cards till the allotment of seats/completion of selection/admission process,
- ❖ Admit Card is an extremely important document. It should not be mutilated, defaced or changed in any manner which makes it doubtful and under such circumstances; a candidate will not be allowed to sit in the Examination/Test.

#### 10. COLLEGES AND THEIR INTAKE ( Tentative):

The following Govt. Colleges of the UT of J&K run the Courses of Bachelor of Education:-

- ❖ Institute of Advanced Studies in Education (IASE) (Formerly Govt. College of Education), M. A. Road, Srinagar under Cluster University of Srinagar.
- ❖ Composite Regional Centre, Bemina, Srinagar (CRC) for B.Ed Special Education.
- ❖ Government College of Education, Canal Road, Jammu under Cluster University of Jammu.

### **Institute of Advanced Studies in Education (IASE)**

(Formerly Govt. College of Education)

M. A. Road, Srinagar, 190001

Phone No.: 0194-2479807

Fax: 0194-2479807

Website: [www.gcoekmr.org](http://www.gcoekmr.org)

email: [gcoe.sgr@gmail.com](mailto:gcoe.sgr@gmail.com)

Total Intake: 100

### **Composite Regional Centre (CRC)**

Ministry of Social Justice & Empowerment, Govt. of India

Bemina, Bye-pass, Srinagar, 190018

Phone No.: 0194-2493105

Fax: 0190-2495039

website: [www.crcsrinagar.com](http://www.crcsrinagar.com)

email: [director@crcsrinagar.com](mailto:director@crcsrinagar.com)

Total Intake: 30

### **Government College Of Education,**

Canal Road, Jammu-180006

Phone No./Fax. : 0191-2577401

Mobile No.: 9419104272

Website: [www.gcoedu.in](http://www.gcoedu.in)

E-mail: [gcoe-jammu@gmail.com](mailto:gcoe-jammu@gmail.com)

Total intake: 200

## 11. SYLLABUS/SCHEME OF ENTRANCE EXAMINATIONS:

❖ The Entrance Examination shall consist of one paper only. The Question Paper shall contain **180 Questions**. The subject contents for the Entrance Examination shall confine to the following:

1. **General English: 45 questions;**
2. **General Awareness: 45 questions;**
3. **Aptitude for Teaching Profession: 45 questions; and**
4. **Reasoning: 45 questions.**

❖ All questions will be Compulsory and each question shall carry One mark. There will be **0.25 Negative marks for every wrong answer**. However, a candidate who secures negative marks shall not be considered for admission even if seats remain vacant.

❖ **Time duration for the Entrance Examination shall be one hundred and Eighty (180) minutes (three hours).**

The indicative Syllabus of B. Ed. Kashmir/ B.Ed. Jammu/ B. Ed. (Special Education) Entrance Test shall broadly cover areas as under:

S. No.	Subject	Topics	No. of Questions
1	General English	Direct/Indirect Speech	45 Questions
		Question Tags	
		Degree of Comparison	
		One Word Substitution	
		Synonym	
		Adjective	
		Punctuation	
		Singular/Plural	
		Correction of Sentences	
		Conjunction	
		Determiners	
		Idiom	
		RC	
		Transformation of Sentences	
		Spelling	
		Gender	
		Jubled Sentences	
		Verbs	
		Phrases	
		Young Ones	
True/False			
Article			
Active Passive Voice			
2	General Awareness	Books and Authors of UT of J&K	45 Questions
		Constitution of India	
		Climate & Crops in India	
		First in India ( Adventure, Sports, Discoveries)	
		History of UT of J&K	
		Important Rivers and Lakes in India, National Parks of UT of J&K	
		Languages of UT of J&K	
		Everyday Science	
		National Awards- Science/Literature/Sports	
		Political and Physical Divisions of World and India	
		Important Dates, Popular Names of Personalities and their	

		Achievements/Contributions of UT of J&K	
		SARC, ASIAN, UNESCO, BRICS, WHO	
		The Newspaper world ( Current Dailies & Weeklies of India)	
		Important Projects and their impact on State Economy of UT of J&K	
		Historical Places and their importance of UT of J&K	
		Flora and Fauna of UT of J&K	
		The world of Sports.	
		United National Organization veto powers/No. of Countries as its Members/Principal Organs and their Functions	
		World Famous Awards-Science/Literature/Sports	
3	<b>Aptitude for Teaching Profession</b>	Solving Problem of Educational Expert	<b>45 Questions</b>
		Learner and learning related issues	
		Goals of Education	
		Role of Various Agencies and Organization in Management of Education	
		Issues Related to Teaching Learning Strategies	
		Handling Educational Contexts	
		Learner and Learning Problem	
4	<b>Reasoning</b>	Figure Series Completion	<b>45 Questions</b>
		Statement and Conclusion	
		Figural Odd One out	
		Coding and Decoding	
		Puzzles	
		Relationship Concepts	
		Math Operator Replacements	
		Problems on Venn Diagram	
		Geometry	
		Arrangement Problems	
		Statement and Assumption	
		Direction Sense	
		Problem on Ages	
		Letter series completion	
		Analogy	
		Fractions	
		Simplification	
		Number Series Completion	
		Hidden Figure	
		Numerical Odd One out.	

## 12. CONDUCT OF ENTRANCE EXAMINATIONS (In case Entrance Test conducted by the Board):

### ❖ Centres of Examination:

- The Entrance Examination shall be held at the centres as may be specified by the BOPEE either in Srinagar City/Jammu City or in both cities;
- Centres shall be allotted by the BOPEE and the information for the same shall be provided to the candidates on the Admit Card;
- The Centre of Examination once allotted shall not be changed,
- The BOPEE shall not conduct another test in any circumstances what so ever for those candidates who fail to appear in the Test on the scheduled date.

### ❖ Nature of Question Paper:

- It shall be the sole responsibility of the candidate to check the Question Booklet before attempting to answer any question. Where a Question Booklet has any missing/blank page, missed question or damaged or defaced page, it shall be the sole responsibility of the concerned candidate to bring it into the notice of the concerned Invigilator and get it replaced by a new booklet of the same series. The Question Booklet must have 180 Questions. No complaint in this regard shall be entertained by the Board after the conclusion of the examination;
- The question paper shall be Objective Type containing Multiple Choice Questions (MCQ's). It contains several pages stapled together in one cover. The questions are based on knowledge, understanding and application of the relevant subject that a Graduate student is expected to know in Entrance Test meant for admission to B. Ed. Course;
- Each Question Booklet is numbered. Before starting to answer the questions, please check the booklet thoroughly. In case of defects like missing questions, the booklet shall be replaced with the same series by the Invigilator, whenever, reported. No complaint shall be entertained after the examination;
- Do not open the seal containing Question Booklet until you are asked to do so;
- Write your Roll Number on the Cover Page of the Question Booklet at the space provided for the purpose;
- Candidates should not make any type of marking on the Question Booklet. Paper for rough work is included in the Question Booklet,
- Each question paper has four series, which are in alphabets i.e., A, B, C, D printed on the cover page of the Question Booklet. At the end of the examination, candidates can take the Question Booklets with them.

### ❖ Nature of OMR Answer Sheet:

- In order to maintain transparency of examination, each candidate is provided (Optical Mark Reader Answer Sheet) having Original copy and Candidate's copy (**Annexure VI**). The candidates are directed to fold at perforation at the top of sheet, tear it after the examination is over and separate original copy and candidate's copy. Finally, they have to hand over the original copy to the invigilator and take along with the candidate's copy;
- The OMR Sheets (Optical Mark Reader Answer Sheets) are used in order to simplify the procedure of evaluation of the Answer Sheets and also to ensure highest accuracy. Each circle on the OMR Sheet has an alphabetical or numerical values. So a small mistake in shading the round spot on the circle will not be scanned properly by the machine;
- The OMR Sheets will be supplied to the candidates in the Examination Hall;
- At the top of the OMR Sheet, there are few blanks which are to be filled in by the candidate very carefully;
- Write Question Booklet number, booklet series, paper code and Roll Number in numerals and in case of any difficulty, seek the assistance of the Invigilating Team;
- Write the given certification statement in your running handwriting in English and append your

signature and Left Hand Thumb Impression at the space provided for the purpose on Sheet. This certificate is to be authenticated by the concerned Invigilator and Superintendent of the Examination Centre;

- Complete the formalities and wait for the signal to start, tear open the seal, open Booklet, begin answering and answering the questions;
- Recording wrong Roll No. or Question paper series or its omission on response by darkening the appropriate circle completely with **black or blue ball point pen** on the answer in the OMR Answer Sheet shall be done by the candidate at his/her own risk. The Board shall, in no case, entertain any complaint of the candidate regarding this;
- Each question is followed by four responses i.e., 1, 2, 3, and 4; of which only one is correct. Indicate the correct response by darkening the appropriate circle completely with black or blue ball point pen on the Answer Sheet,
- In case you do not follow the instructions given on the back side of Answer Sheet, your Answer Sheet is likely to be rejected whenever detected.

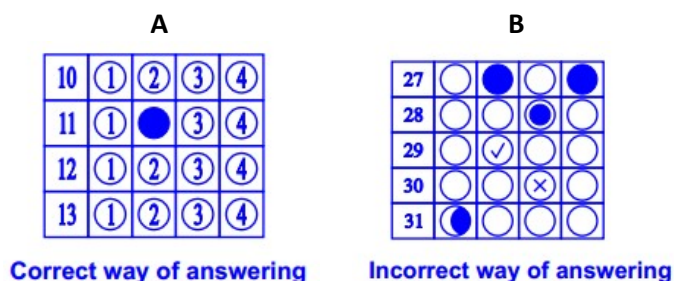
### For Example

#### Q.11

Chennai is the capital of the State of:

1. Karnataka
2. Tamil Nadu
3. Kerala
4. Andhra Pradesh

- The correct response is (2). Locate the Question Number in the OMR Answer Sheet and darken the circle under column (2) as shown below:
- Ensure that the circle is completely darkened. Incomplete or faintly darkened circle will be rejected by the Optical Scanner and consequently either no marks or negative marks will be awarded for the same,
- If more than one circle is darkened or if the response is marked in any of the manner as shown at "B" it shall be treated as wrong.



#### Instructions:

- Candidates are required to go through the instructions given below carefully:
- No candidate shall be allowed to bring Mobile/Cellphone in the Examination Hall under any circumstances;
- No textual material, printed/ handwritten will be allowed in the hall. Candidates are advised not to carry any such material in the examination hall;
- Candidates must report, in their own interest, in the Centre 45 minutes before the commencement of the examination. In no case a candidate shall be allowed to enter examination hall after the commencement of the examination;
- The candidates shall not be allowed to bring Calculators/ Pocket Transistors/ Electronic watches with facilities of calculator/ slide rules, any for moftable or any other such aid;
- Tea, Coffee, Cold Drinks or Snacks are not allowed in the examination hall during examination;
- Smoking in the examination hall is strictly prohibited;
- The candidate must sit only on the seat allotted to him/her;
- In no case a candidate can change his/her allotted seat;

- No candidate will leave the hall before the expiry of full time duration prescribed for the examination and without handing over Answer Sheet to the Invigilator on duty;
- No person/ persons other than those authorized by the BOPEE shall be allowed to enter the examination hall,
- The candidate's misbehavior in any manner in the examination hall shall entails his/her disqualification. Any disturbance in the examination hall shall be deemed as misbehavior and such candidate(s) shall forfeit the right to continue to sit in the examination hall. The decision of the Centre Superintendent shall be final in the matter.

### 13. TENTATIVE TIME SCHEDULE FOR THE CANDIDATES IN THE EXAMINATION HALL (likely to be changed):

TIME	ACTIVITY
09:55 AM	Reporting time in the Examination Hall.
10: 00AM	The Invigilator shall ascertain the identity of each candidate by comparing his/her facial appearance with the photograph given in the admit card and attendance sheet. The centre Supervisor shall also check the identity of the candidates and ensure that only the genuine candidates have been allowed to sit in the examination hall and there is no case of impersonation.
10:15 AM	Candidates will be given OMR Answer Sheet. They will go through instructions printed and fill in the particulars on the Answer Sheet.
10:25 AM	They will be given Question Booklet. The Question Booklet number is to be entered on the Answer Sheet.
10:30 AM	They will break open the seal of the Question Booklet and start attempting the questions.
01:30PM	The candidates will remain in their seats. They will hand over the OMR Answer Sheets to the Invigilator, take the Question Booklet and OMR candidate's copy along with them and leave the examination hall only when they are asked to leave.

Note: After distribution of Answer Sheets, no candidate shall be allowed to go out of the examination hall under any circumstances except in cases requiring medical assistance.

### 14. DETERMINATION OF MERIT:

- ❖ The merit lists shall be prepared on the basis of inter-se merit of the candidates in the Entrance Examination in the descending order for Open Merit Category and for each Reserved Category separately;
- ❖ The tie of the marks secured in the entrance test will be resolved in order of preference as follows:-
  - marks secured in "**Aptitude for Teaching Profession**";
  - the candidate(s) older in age;
- ❖ The Board may fix such qualifying marks for admission to the Course as may be deemed appropriate by the Board;
- ❖ In case of any subsequent vacancy/vacancies caused by whatsoever reason in any category, the same shall be filled from amongst the candidates belonging to that particular category strictly in accordance with the merit. In the event of non-availability of eligible category candidates under any Reserved Category, the unfilled vacancies shall go to the Open Merit Category.

### 15. DECLARATION OF RESULT AND NOTIFICATION OF MERIT LIST:

- ❖ The Evaluation of the Answer Sheets is done Mechanically so there is no chance of any mistake. The result declared by the machine shall be final and not open to any manual check. It has been noticed that some students make faint marks or ambiguous impressions or incomplete marks on the OMR Sheets which are scanned by the machine and the decision of the machine will be final and not subject to any manual check. It is, therefore, advised in the interest of the candidates to fill up OMR Sheet carefully and properly as shown in the brochure as shown in this e-Brochure. The Re-evaluation of the Answer Sheets manually, therefore, or otherwise, is not allowed as that will impinge upon the Rule of Equality which calls for Uniform Treatment given to all the candidates. However, re-totalling of marks **will be allowed on written request along with payment receipt of Rs. 1000/- paid at the POS terminal at BOPEE office Srinagar/Jammu. The application will be received within 03 (three) days or days fixed by Board after the declaration of result. Any application received after this date shall not in any case be entertained.**
- ❖ Rule 13 of the JK BOPEE Rules, 2014 lays down the procedure relating to incorrect questions which is reproduced verbatim herein below for the benefit of the candidates.

**“13. Deletion of invalid questions and methodology in evaluating such questions:** If during the course of examination / after the completion of examination but before final stage of evaluation, any question is reported to be admittedly wrong or has wrong options/ more than four options or has all options correct or is having a major printing error in questions/options, such of the questions shall not be evaluated for declaration of results. However, where two answers to a question are correct, the candidates attempting any one of the answer of the said question will be awarded marks”

#### **16. PROHIBITION/BAN ON RAGGING:**

The candidates selected for the Course must bear in mind that:

Ragging is a criminal offence and UGC has framed regulations on curbing the menace of ragging in Higher Educational Institutions in order to prohibit, prevent and eliminate the scourge of ragging. Selected candidates have to follow strictly Guidelines framed by University Grants Commission (UGC) titled “Regulations in Curbing the Menace of Ragging in Higher Education Institutions, 2009” in pursuance to the Judgement of the Hon’ble Supreme Court of India dated 08-05-2009 in Civil Appeal No. 887/2009. These regulations are mandatory and all Institutions are required to take necessary steps for its implementation into including the monitoring mechanism.

Students in distress due to ragging related incidents can call the national Anti-ragging Helpline 1800-180-5522 (24x7 toll free) or e-mail the Anti-Ragging Helpline at [helpline@antiragging.in](mailto:helpline@antiragging.in). for any other information regarding ragging, students can visit the UGC website i.e. [www.ugc.ac.in](http://www.ugc.ac.in) & [www.antiragging.in](http://www.antiragging.in) and contact UGC Monitoring Agency i.e. AmanSatyaKachroo Trust on following No. 09871170303 09818400116 (only in case of emergency).

#### **❖ PUNISHABLE INGREDIENTS OF RAGGING:**

- Abetment to ragging;
- Criminal conspiracy to rag;
- Unlawful assembly and rioting while ragging;
- Public nuisance created during ragging;
- Violation of decency and morals through ragging;

- Injury to body, causing hurt or grievous hurt;
- Wrongful restraint;
- Wrongful confinement;
- Use of criminal force;
- Assault as well as sexual offences or even unnatural offences;
- Extortion;
- Criminal trespass;
- Offences against property;
- Criminal intimidation;
- Attempts to commit any or all of above mentioned offences against victim(s);
- Physical or psychological humiliation.

***The guidelines to curb the menace of ragging in professional Colleges issued by the Hon'ble Supreme Court of India.***

- An annual undertaking signed by each student, whether fresher or senior and his/her parent(s) jointly stating that each of them has read the relevant instructions/regulations against ragging, as well as punishments, and that if the ward is found guilty, he/she shall be proceeded against and shall be prosecuted.
- Such an undertaking shall be furnished in English as well as vernacular language (mother tongue of the parent) at the beginning of each Academic year by every student.
- An undertaking to the similar effect should be obtained every year from each student admitted to the Hostel.
- The compliance to the above effect shall be ensured by each of the affiliating University to which the concerned Institution is affiliated and would be verified by them annually.

In order to ensure “the ragging free environment” in the Campus, each Institution shall compulsorily in their prospectus and other admission related documents, shall depict the earlier directions of the Hon'ble Apex Court and/or of the Central or UT Governments for information of the students.

**LIST OF ANNEXURES:**



**ANNEXURE-I**

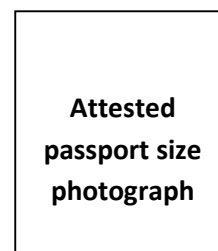
**COMPETENT AUTHORITIES FOR ISSUANCE OF RESERVED CATEGORY CERTIFICATES**

<b>S. No.</b>	<b>Categories</b>	<b>Competent Authorities to issue certificates</b>
<b>1</b>	Scheduled Caste (SC)	<b>Revenue Officer not below the rank of Tehsildar</b>
<b>2</b>	<b>Scheduled Tribes (ST)</b>	
<b>3</b>	<b>Socially and Educationally Backward Classes</b>	
	Weak and Under Privileged Classes, Social Castes (OSC)	
	Residents of Backward Area (RBA)	
	Residents of Area Adjoining Actual Line of Control (ALC) / International Boarder (IB)	
	Pahari Speaking People (PSP)	
<b>4</b>	Economically Weaker Section (EWS) As per SRO 518 of 2019 dated 02.09.2019	
<b>5</b>	Children of Defense Personnel & Ex-servicemen. (CDP) (Navy, Army and Air force only)	<b>Zila Sainik Board/Commanding Officer of the concerned Unit as per S.O-277 dated 13-08-2021. (on a prescribed format given in the E-Brochure)</b>
<b>6</b>	Candidates possessing outstanding proficiency in Sports (SP)	<b>Secretary, J&amp;K Sports Council (to be issued before the Date mentioned by BOPEE)</b>
<b>7</b>	Children of Permanent Residents of Paramilitary Forces and State Police Personnel serving in the State (JKPM)	<b>DIG (Territorial) (on a prescribed format given in the E-Brochure)</b>

**ANNEXURE-II**

**CERTIFICATE OF BEING A MEMBER OF DEFENCE PERSONNEL  
S.O-277 DATED 13-08-2021  
ELIGIBILITY CERTIFICATE**

1. This is to certify that Mr./Miss/Mrs .....is the son/daughter/widow/wife/of No..... Rank..... Name.....
2. His /Her date of birth as recorded in the service document and Matriculation certificate is .....
3. The above named individual:
  - Priority –I : Widows/wards of Defence Personnel killed in action.
  - Priority –II : Wards of disabled in action and boarded out from service.
  - Priority –III : Widows /wards of Defence personnel who died while in service with death attributable to military service.
  - Priority –IV : Wards of disabled in service and boarded out with disability attributed to military service.
  - Priority –V : Wards of Ex-Servicemen and serving personnel who are in receipt of Gallantry Awards.
  - Priority –VI : Wards of Ex-Servicemen.
  - Priority –VII : Wards of:
    - (i) Defence personnel disabled in action and boarded out from service.
    - (ii) Defence personnel disabled in service and boarded out with disability attributable to military service.
    - (iii) Ex-servicemen and serving personnel who are receipt of Gallantry Award.
  - Priority –VIII : Wards of serving Personnel.
  - Priority –IX : Wives of serving Personnel.
4. ....son/daughter/wife/widow of No..... Rank ..... Name..... is eligible for Nomination as a Govt. of India nominee under Ministry of Defence quota for admission in Medical/Dental Colleges in Priority:.....



No. ....

Dated: - ..... CO/OC Unit/ZSB/RSB  
Stamp

COUNTERSIGNED

Dated ..... O/c Record

Stamp

Note: For serving personnel eligibility certificate will be signed only by CO Unit or OIC Record

**OFFICE OF THE DEPUTY INSPECTOR GENERAL OF POLICE**

**ANNEXURE-III**

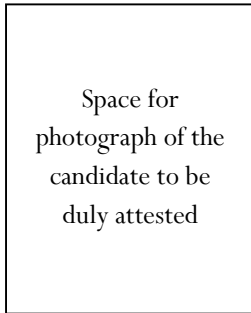
**CERTIFICATE OF BEING A CHILD OF PARAMILITARY FORCE/POLICE PERSONNEL(In-service)**

This is to certify that Mr./ Miss/Mrs. -----is a son/ daughter of-----  
-----who is a J&K State Subject and is serving as -----  
in Para-military Force/Police Force in the state, Mr./Mrs.-----is not rendering  
engineering service or other service of civil nature which would disentitle his/her son/daughter from  
claiming the benefit of being child of Para-military Force/Police Personnel.

It is also certified that son/Daughter of Mr. ----- is entitled to get  
Certificate of being a child of Paramilitary Force/Police Personnel as provided in Rule 2 (ix) of the  
Jammu and Kashmir Reservation Rules, 2005.

**Name, Signature and Office Stamp**

**DIG Concerned**



**ANNEXURE-IV**

**OFFICE OF THE DEPUTY INSPECTOR GENERAL OF POLICE**

**CERTIFICATE OF BEING A CHILD OF PARAMILITARY FORCE/POLICE PERSONNEL (Retired)**

This is to certify that Mr./ Miss/Mrs. -----is a son/ daughter of-----  
-----who is a J&K State Subject and has died while serving or has  
served in Para-military Force/Police Force in the state and had been honorably discharged or retired.  
Mr./Mrs.-----was not rendering engineering service or other service of civil nature  
which would disentitle his/her son/daughter from claiming the benefit of being child of Para-military  
Force/Police Personnel.

It is also certified that son/Daughter of Mr. ----- is entitled to get  
Certificate of being a child of Paramilitary Force/Police Personnel as provided in Rule 2 (ix) of the  
Jammu and Kashmir Reservation Rules, 2005.

**Name, Signature and Office Stamp  
DIG Concerned**

Space for  
photograph of the  
candidate to be  
duly attested

**ANNEXURE-V**

**FORM XV**

**Government of Jammu and Kashmir**

**(Name and Address of the authority issuing the certificate)**

**CERTIFICATE OF BEING A MEMBER OF PAHARI SPEAKING  
PEOPLE CATEGORY.**

Certificate No:- \_\_\_\_\_ Dated:- \_\_\_\_\_

This \_\_\_\_\_ is \_\_\_\_\_ to \_\_\_\_\_ certify \_\_\_\_\_ that  
Shri/Smt/Kumari \_\_\_\_\_ son/daughter/wife of \_\_\_\_\_  
resident of \_\_\_\_\_  
Village/Street \_\_\_\_\_ Post Office \_\_\_\_\_ District  
\_\_\_\_\_, J&K Pin Code \_\_\_\_\_ whose photograph is  
attested below belongs to Pahari Speaking People category.

Recent Passport  
size attested  
photograph of the  
applicant

Signature with seal of the Office

Name \_\_\_\_\_  
Designation \_\_\_\_\_

**ANNEXURE-VI**

**Proforma for EWS certificate vide SRO-518 of 2019 dated 02-09-2019  
Government of Jammu & Kashmir**

---

**(Name & Address of the authority issuing the certificate)**

**INCOME & ASSET CERTIFICATE TO BE PRODUCED BY ECONOMICALLY WEAKER SECTIONS**

**Certificate No.** \_\_\_\_\_ **Date:** \_\_\_\_\_

**VALID FOR THE YEAR** \_\_\_\_\_

1. This is to certify that Shri/ Smt. / Kumari \_\_\_\_\_ son/ daughter /wife of \_\_\_\_\_ Permanent resident, Village/Street \_\_\_\_\_ Post Office District \_\_\_\_\_ in the State /Union Territory \_\_\_\_\_ Pin Code \_\_\_\_\_ whose photograph in attested below belongs to Economically Weaker Sections, since the gross annual income\* of his/her “family”\*\*\* is below Rs.8lakh (Rupees Eight Lakh only) for the financial year \_\_\_\_\_. His/her family does not own or possess any of the following assets\*\*\*:

- I. 5 acres of agricultural land and above;
- II. Residential flat of 1000 sq. ft. and above;
- III. Residential plot of 100 sq. yards and above in notified municipalities;
- IV. Residential plot of 200 sq. yards and above in areas other than the notified municipalities.

2. It is certified that Shri/Smt./Kumari does not belong to any of the categories defined in the clause (m), (n) and (o) of section-2 of Jammu and Kashmir Reservation Act 2004.

Recent Passport size  
attested photograph  
of the applicant

Signature with seal of Officer \_\_\_\_\_

Name \_\_\_\_\_

Designation \_\_\_\_\_

---

\* **Note1:** Income covered all sources i.e. salary, agricultural, business, profession, etc.

\*\* **Note2:** The term “Family” for this purpose include the person, who seeks benefit of reservation, his/her parents are siblings below the age of 18 years as also his/her spouse and children below the age of 18 years.

\*\*\* **Note3:** The property held by a “Family” in different locations or different places/cities have been clubbed while applying the land or property holding test to determine EWS status.



# ANNEXURE – VII

## SAMPLE OF OMR ANSWER SHEET

INSTRUCTIONS: CANDIDATE TO PLEASE FOLD AT PERFORATION AND THEN TEAR AFTER EXAMINATION IS OVER, SEPARATE ORIGINAL COPY AND CANDIDATE'S COPY OF OMR ANSWER SHEET AND HAND OVER ORIGINAL ANSWER SHEET TO THE INVIGILATOR.

### ANSWER SHEET – 2018

**ORIGINAL COPY**

**ANSWER SHEET NO.**

ROLL NO. :	P H O T O G R A P H	
CANDIDATE'S NAME :		
FATHER'S NAME :		
CATEGORY :		
DATE OF BIRTH :		
VENUE CODE :		
VENUE NAME :		

**INSTRUCTIONS**

1. Do not fold, tear, wrinkle or staple this sheet.
2. Use only Blue or Black Ball Point Pen to fill this Answer Sheet.
3. Mark only one circle for each question as shown in the example below. Marking should be dark and the circle is to be filled in completely as shown in the example below.  

Wrong	Wrong	Wrong	Wrong	Wrong	Wrong	Correct
<input type="radio"/>	<input type="radio"/>	<input type="radio"/>	<input type="radio"/>	<input type="radio"/>	<input type="radio"/>	<input checked="" type="radio"/>
4. Do not put any stray or faint mark in or outside the oval that will be treated as doubt marking which will make answer invalid.
5. Rough work must not be done on this Answer Sheet. Use rough sheets provided at the end of the Question Booklet for rough work.
6. Mark your answer only in the appropriate circle against the corresponding number to the question you are answering.
7. Mark your Question Booklet Number and Question Booklet Series correctly.
8. There is negative marking. 0.25 marks will be deducted for every wrong answer.
9. Do not use fluid pens, pens or blades.
10. In case you do not follow the above instructions, your Answer Sheet is likely to be rejected whenever detected.

ROLL NUMBER	QUESTION BOOKLET NUMBER	QUESTION BOOKLET SERIES																																																														
<table style="width: 100%; border-collapse: collapse;"> <tr><td><input type="text"/></td><td><input type="text"/></td><td><input type="text"/></td><td><input type="text"/></td><td><input type="text"/></td><td><input type="text"/></td></tr> <tr><td><input type="text"/></td><td><input type="text"/></td><td><input type="text"/></td><td><input type="text"/></td><td><input type="text"/></td><td><input type="text"/></td></tr> <tr><td><input type="text"/></td><td><input type="text"/></td><td><input type="text"/></td><td><input type="text"/></td><td><input type="text"/></td><td><input type="text"/></td></tr> <tr><td><input type="text"/></td><td><input type="text"/></td><td><input type="text"/></td><td><input type="text"/></td><td><input type="text"/></td><td><input type="text"/></td></tr> <tr><td><input type="text"/></td><td><input type="text"/></td><td><input type="text"/></td><td><input type="text"/></td><td><input type="text"/></td><td><input type="text"/></td></tr> <tr><td><input type="text"/></td><td><input type="text"/></td><td><input type="text"/></td><td><input type="text"/></td><td><input type="text"/></td><td><input type="text"/></td></tr> <tr><td><input type="text"/></td><td><input type="text"/></td><td><input type="text"/></td><td><input type="text"/></td><td><input type="text"/></td><td><input type="text"/></td></tr> <tr><td><input type="text"/></td><td><input type="text"/></td><td><input type="text"/></td><td><input type="text"/></td><td><input type="text"/></td><td><input type="text"/></td></tr> <tr><td><input type="text"/></td><td><input type="text"/></td><td><input type="text"/></td><td><input type="text"/></td><td><input type="text"/></td><td><input type="text"/></td></tr> <tr><td><input type="text"/></td><td><input type="text"/></td><td><input type="text"/></td><td><input type="text"/></td><td><input type="text"/></td><td><input type="text"/></td></tr> </table>	<input type="text"/>	<input type="text"/>	<input type="text"/>	<input type="text"/>	<input type="text"/>	<input type="text"/>	<input type="text"/>	<input type="text"/>	<input type="text"/>	<input type="text"/>	<input type="text"/>	<input type="text"/>	<input type="text"/>	<input type="text"/>	<input type="text"/>	<input type="text"/>	<input type="text"/>	<input type="text"/>	<input type="text"/>	<input type="text"/>	<input type="text"/>	<input type="text"/>	<input type="text"/>	<input type="text"/>	<input type="text"/>	<input type="text"/>	<input type="text"/>	<input type="text"/>	<input type="text"/>	<input type="text"/>	<input type="text"/>	<input type="text"/>	<input type="text"/>	<input type="text"/>	<input type="text"/>	<input type="text"/>	<input type="text"/>	<input type="text"/>	<input type="text"/>	<input type="text"/>	<input type="text"/>	<input type="text"/>	<input type="text"/>	<input type="text"/>	<input type="text"/>	<input type="text"/>	<input type="text"/>	<input type="text"/>	<input type="text"/>	<input type="text"/>	<input type="text"/>	<input type="text"/>	<input type="text"/>	<input type="text"/>	<input type="text"/>	<input type="text"/>	<input type="text"/>	<input type="text"/>	<input type="text"/>	<input type="text"/>		<table style="width: 100%; border-collapse: collapse;"> <tr><td><input type="text"/></td></tr> <tr><td><input type="text"/></td></tr> </table>	<input type="text"/>	<input type="text"/>
<input type="text"/>	<input type="text"/>	<input type="text"/>	<input type="text"/>	<input type="text"/>	<input type="text"/>																																																											
<input type="text"/>	<input type="text"/>	<input type="text"/>	<input type="text"/>	<input type="text"/>	<input type="text"/>																																																											
<input type="text"/>	<input type="text"/>	<input type="text"/>	<input type="text"/>	<input type="text"/>	<input type="text"/>																																																											
<input type="text"/>	<input type="text"/>	<input type="text"/>	<input type="text"/>	<input type="text"/>	<input type="text"/>																																																											
<input type="text"/>	<input type="text"/>	<input type="text"/>	<input type="text"/>	<input type="text"/>	<input type="text"/>																																																											
<input type="text"/>	<input type="text"/>	<input type="text"/>	<input type="text"/>	<input type="text"/>	<input type="text"/>																																																											
<input type="text"/>	<input type="text"/>	<input type="text"/>	<input type="text"/>	<input type="text"/>	<input type="text"/>																																																											
<input type="text"/>	<input type="text"/>	<input type="text"/>	<input type="text"/>	<input type="text"/>	<input type="text"/>																																																											
<input type="text"/>	<input type="text"/>	<input type="text"/>	<input type="text"/>	<input type="text"/>	<input type="text"/>																																																											
<input type="text"/>	<input type="text"/>	<input type="text"/>	<input type="text"/>	<input type="text"/>	<input type="text"/>																																																											
<input type="text"/>																																																																
<input type="text"/>																																																																

Write below in your running handwriting in English the following certification statement:  
 I certify that I am the person whose Roll Number and Photograph appear on this sheet. The Question Booklet No. and Booklet Series have been correctly filled by me. I have filled the Answer Sheet myself, signed and put my thumb impression.

	SIGNATURE OF THE CANDIDATE	SIGNATURE OF THE INVIGILATOR
	SIGNATURE OF THE SUPERINTENDENT	

The candidate must ensure before handing over his/her OMR sheet to the concerned invigilator that the entries made by him/her against Roll No., QBS No. etc are correct. The Board shall not be responsible for any mistake committed by the candidate in this regard.

1	<input type="radio"/>	<input type="radio"/>	<input type="radio"/>	<input type="radio"/>	61	<input type="radio"/>	<input type="radio"/>	<input type="radio"/>	<input type="radio"/>	121	<input type="radio"/>	<input type="radio"/>	<input type="radio"/>	<input type="radio"/>
2	<input type="radio"/>	<input type="radio"/>	<input type="radio"/>	<input type="radio"/>	62	<input type="radio"/>	<input type="radio"/>	<input type="radio"/>	<input type="radio"/>	122	<input type="radio"/>	<input type="radio"/>	<input type="radio"/>	<input type="radio"/>
3	<input type="radio"/>	<input type="radio"/>	<input type="radio"/>	<input type="radio"/>	63	<input type="radio"/>	<input type="radio"/>	<input type="radio"/>	<input type="radio"/>	123	<input type="radio"/>	<input type="radio"/>	<input type="radio"/>	<input type="radio"/>
4	<input type="radio"/>	<input type="radio"/>	<input type="radio"/>	<input type="radio"/>	64	<input type="radio"/>	<input type="radio"/>	<input type="radio"/>	<input type="radio"/>	124	<input type="radio"/>	<input type="radio"/>	<input type="radio"/>	<input type="radio"/>
5	<input type="radio"/>	<input type="radio"/>	<input type="radio"/>	<input type="radio"/>	65	<input type="radio"/>	<input type="radio"/>	<input type="radio"/>	<input type="radio"/>	125	<input type="radio"/>	<input type="radio"/>	<input type="radio"/>	<input type="radio"/>
6	<input type="radio"/>	<input type="radio"/>	<input type="radio"/>	<input type="radio"/>	66	<input type="radio"/>	<input type="radio"/>	<input type="radio"/>	<input type="radio"/>	126	<input type="radio"/>	<input type="radio"/>	<input type="radio"/>	<input type="radio"/>
7	<input type="radio"/>	<input type="radio"/>	<input type="radio"/>	<input type="radio"/>	67	<input type="radio"/>	<input type="radio"/>	<input type="radio"/>	<input type="radio"/>	127	<input type="radio"/>	<input type="radio"/>	<input type="radio"/>	<input type="radio"/>
8	<input type="radio"/>	<input type="radio"/>	<input type="radio"/>	<input type="radio"/>	68	<input type="radio"/>	<input type="radio"/>	<input type="radio"/>	<input type="radio"/>	128	<input type="radio"/>	<input type="radio"/>	<input type="radio"/>	<input type="radio"/>
9	<input type="radio"/>	<input type="radio"/>	<input type="radio"/>	<input type="radio"/>	69	<input type="radio"/>	<input type="radio"/>	<input type="radio"/>	<input type="radio"/>	129	<input type="radio"/>	<input type="radio"/>	<input type="radio"/>	<input type="radio"/>
10	<input type="radio"/>	<input type="radio"/>	<input type="radio"/>	<input type="radio"/>	70	<input type="radio"/>	<input type="radio"/>	<input type="radio"/>	<input type="radio"/>	130	<input type="radio"/>	<input type="radio"/>	<input type="radio"/>	<input type="radio"/>
11	<input type="radio"/>	<input type="radio"/>	<input type="radio"/>	<input type="radio"/>	71	<input type="radio"/>	<input type="radio"/>	<input type="radio"/>	<input type="radio"/>	131	<input type="radio"/>	<input type="radio"/>	<input type="radio"/>	<input type="radio"/>
12	<input type="radio"/>	<input type="radio"/>	<input type="radio"/>	<input type="radio"/>	72	<input type="radio"/>	<input type="radio"/>	<input type="radio"/>	<input type="radio"/>	132	<input type="radio"/>	<input type="radio"/>	<input type="radio"/>	<input type="radio"/>
13	<input type="radio"/>	<input type="radio"/>	<input type="radio"/>	<input type="radio"/>	73	<input type="radio"/>	<input type="radio"/>	<input type="radio"/>	<input type="radio"/>	133	<input type="radio"/>	<input type="radio"/>	<input type="radio"/>	<input type="radio"/>
14	<input type="radio"/>	<input type="radio"/>	<input type="radio"/>	<input type="radio"/>	74	<input type="radio"/>	<input type="radio"/>	<input type="radio"/>	<input type="radio"/>	134	<input type="radio"/>	<input type="radio"/>	<input type="radio"/>	<input type="radio"/>
15	<input type="radio"/>	<input type="radio"/>	<input type="radio"/>	<input type="radio"/>	75	<input type="radio"/>	<input type="radio"/>	<input type="radio"/>	<input type="radio"/>	135	<input type="radio"/>	<input type="radio"/>	<input type="radio"/>	<input type="radio"/>
16	<input type="radio"/>	<input type="radio"/>	<input type="radio"/>	<input type="radio"/>	76	<input type="radio"/>	<input type="radio"/>	<input type="radio"/>	<input type="radio"/>	136	<input type="radio"/>	<input type="radio"/>	<input type="radio"/>	<input type="radio"/>
17	<input type="radio"/>	<input type="radio"/>	<input type="radio"/>	<input type="radio"/>	77	<input type="radio"/>	<input type="radio"/>	<input type="radio"/>	<input type="radio"/>	137	<input type="radio"/>	<input type="radio"/>	<input type="radio"/>	<input type="radio"/>
18	<input type="radio"/>	<input type="radio"/>	<input type="radio"/>	<input type="radio"/>	78	<input type="radio"/>	<input type="radio"/>	<input type="radio"/>	<input type="radio"/>	138	<input type="radio"/>	<input type="radio"/>	<input type="radio"/>	<input type="radio"/>
19	<input type="radio"/>	<input type="radio"/>	<input type="radio"/>	<input type="radio"/>	79	<input type="radio"/>	<input type="radio"/>	<input type="radio"/>	<input type="radio"/>	139	<input type="radio"/>	<input type="radio"/>	<input type="radio"/>	<input type="radio"/>
20	<input type="radio"/>	<input type="radio"/>	<input type="radio"/>	<input type="radio"/>	80	<input type="radio"/>	<input type="radio"/>	<input type="radio"/>	<input type="radio"/>	140	<input type="radio"/>	<input type="radio"/>	<input type="radio"/>	<input type="radio"/>
21	<input type="radio"/>	<input type="radio"/>	<input type="radio"/>	<input type="radio"/>	81	<input type="radio"/>	<input type="radio"/>	<input type="radio"/>	<input type="radio"/>	141	<input type="radio"/>	<input type="radio"/>	<input type="radio"/>	<input type="radio"/>
22	<input type="radio"/>	<input type="radio"/>	<input type="radio"/>	<input type="radio"/>	82	<input type="radio"/>	<input type="radio"/>	<input type="radio"/>	<input type="radio"/>	142	<input type="radio"/>	<input type="radio"/>	<input type="radio"/>	<input type="radio"/>
23	<input type="radio"/>	<input type="radio"/>	<input type="radio"/>	<input type="radio"/>	83	<input type="radio"/>	<input type="radio"/>	<input type="radio"/>	<input type="radio"/>	143	<input type="radio"/>	<input type="radio"/>	<input type="radio"/>	<input type="radio"/>
24	<input type="radio"/>	<input type="radio"/>	<input type="radio"/>	<input type="radio"/>	84	<input type="radio"/>	<input type="radio"/>	<input type="radio"/>	<input type="radio"/>	144	<input type="radio"/>	<input type="radio"/>	<input type="radio"/>	<input type="radio"/>
25	<input type="radio"/>	<input type="radio"/>	<input type="radio"/>	<input type="radio"/>	85	<input type="radio"/>	<input type="radio"/>	<input type="radio"/>	<input type="radio"/>	145	<input type="radio"/>	<input type="radio"/>	<input type="radio"/>	<input type="radio"/>
26	<input type="radio"/>	<input type="radio"/>	<input type="radio"/>	<input type="radio"/>	86	<input type="radio"/>	<input type="radio"/>	<input type="radio"/>	<input type="radio"/>	146	<input type="radio"/>	<input type="radio"/>	<input type="radio"/>	<input type="radio"/>
27	<input type="radio"/>	<input type="radio"/>	<input type="radio"/>	<input type="radio"/>	87	<input type="radio"/>	<input type="radio"/>	<input type="radio"/>	<input type="radio"/>	147	<input type="radio"/>	<input type="radio"/>	<input type="radio"/>	<input type="radio"/>
28	<input type="radio"/>	<input type="radio"/>	<input type="radio"/>	<input type="radio"/>	88	<input type="radio"/>	<input type="radio"/>	<input type="radio"/>	<input type="radio"/>	148	<input type="radio"/>	<input type="radio"/>	<input type="radio"/>	<input type="radio"/>
29	<input type="radio"/>	<input type="radio"/>	<input type="radio"/>	<input type="radio"/>	89	<input type="radio"/>	<input type="radio"/>	<input type="radio"/>	<input type="radio"/>	149	<input type="radio"/>	<input type="radio"/>	<input type="radio"/>	<input type="radio"/>
30	<input type="radio"/>	<input type="radio"/>	<input type="radio"/>	<input type="radio"/>	90	<input type="radio"/>	<input type="radio"/>	<input type="radio"/>	<input type="radio"/>	150	<input type="radio"/>	<input type="radio"/>	<input type="radio"/>	<input type="radio"/>
31	<input type="radio"/>	<input type="radio"/>	<input type="radio"/>	<input type="radio"/>	91	<input type="radio"/>	<input type="radio"/>	<input type="radio"/>	<input type="radio"/>	151	<input type="radio"/>	<input type="radio"/>	<input type="radio"/>	<input type="radio"/>
32	<input type="radio"/>	<input type="radio"/>	<input type="radio"/>	<input type="radio"/>	92	<input type="radio"/>	<input type="radio"/>	<input type="radio"/>	<input type="radio"/>	152	<input type="radio"/>	<input type="radio"/>	<input type="radio"/>	<input type="radio"/>
33	<input type="radio"/>	<input type="radio"/>	<input type="radio"/>	<input type="radio"/>	93	<input type="radio"/>	<input type="radio"/>	<input type="radio"/>	<input type="radio"/>	153	<input type="radio"/>	<input type="radio"/>	<input type="radio"/>	<input type="radio"/>
34	<input type="radio"/>	<input type="radio"/>	<input type="radio"/>	<input type="radio"/>	94	<input type="radio"/>	<input type="radio"/>	<input type="radio"/>	<input type="radio"/>	154	<input type="radio"/>	<input type="radio"/>	<input type="radio"/>	<input type="radio"/>
35	<input type="radio"/>	<input type="radio"/>	<input type="radio"/>	<input type="radio"/>	95	<input type="radio"/>	<input type="radio"/>	<input type="radio"/>	<input type="radio"/>	155	<input type="radio"/>	<input type="radio"/>	<input type="radio"/>	<input type="radio"/>
36	<input type="radio"/>	<input type="radio"/>	<input type="radio"/>	<input type="radio"/>	96	<input type="radio"/>	<input type="radio"/>	<input type="radio"/>	<input type="radio"/>	156	<input type="radio"/>	<input type="radio"/>	<input type="radio"/>	<input type="radio"/>
37	<input type="radio"/>	<input type="radio"/>	<input type="radio"/>	<input type="radio"/>	97	<input type="radio"/>	<input type="radio"/>	<input type="radio"/>	<input type="radio"/>	157	<input type="radio"/>	<input type="radio"/>	<input type="radio"/>	<input type="radio"/>
38	<input type="radio"/>	<input type="radio"/>	<input type="radio"/>	<input type="radio"/>	98	<input type="radio"/>	<input type="radio"/>	<input type="radio"/>	<input type="radio"/>	158	<input type="radio"/>	<input type="radio"/>	<input type="radio"/>	<input type="radio"/>
39	<input type="radio"/>	<input type="radio"/>	<input type="radio"/>	<input type="radio"/>	99	<input type="radio"/>	<input type="radio"/>	<input type="radio"/>	<input type="radio"/>	159	<input type="radio"/>	<input type="radio"/>	<input type="radio"/>	<input type="radio"/>
40	<input type="radio"/>	<input type="radio"/>	<input type="radio"/>	<input type="radio"/>	100	<input type="radio"/>	<input type="radio"/>	<input type="radio"/>	<input type="radio"/>	160	<input type="radio"/>	<input type="radio"/>	<input type="radio"/>	<input type="radio"/>
41	<input type="radio"/>	<input type="radio"/>	<input type="radio"/>	<input type="radio"/>	101	<input type="radio"/>	<input type="radio"/>	<input type="radio"/>	<input type="radio"/>	161	<input type="radio"/>	<input type="radio"/>	<input type="radio"/>	<input type="radio"/>
42	<input type="radio"/>	<input type="radio"/>	<input type="radio"/>	<input type="radio"/>	102	<input type="radio"/>	<input type="radio"/>	<input type="radio"/>	<input type="radio"/>	162	<input type="radio"/>	<input type="radio"/>	<input type="radio"/>	<input type="radio"/>
43	<input type="radio"/>	<input type="radio"/>	<input type="radio"/>	<input type="radio"/>	103	<input type="radio"/>	<input type="radio"/>	<input type="radio"/>	<input type="radio"/>	163	<input type="radio"/>	<input type="radio"/>	<input type="radio"/>	<input type="radio"/>
44	<input type="radio"/>	<input type="radio"/>	<input type="radio"/>	<input type="radio"/>	104	<input type="radio"/>	<input type="radio"/>	<input type="radio"/>	<input type="radio"/>	164	<input type="radio"/>	<input type="radio"/>	<input type="radio"/>	<input type="radio"/>
45	<input type="radio"/>	<input type="radio"/>	<input type="radio"/>	<input type="radio"/>	105	<input type="radio"/>	<input type="radio"/>	<input type="radio"/>	<input type="radio"/>	165	<input type="radio"/>	<input type="radio"/>	<input type="radio"/>	<input type="radio"/>
46	<input type="radio"/>	<input type="radio"/>	<input type="radio"/>	<input type="radio"/>	106	<input type="radio"/>	<input type="radio"/>	<input type="radio"/>	<input type="radio"/>	166	<input type="radio"/>	<input type="radio"/>	<input type="radio"/>	<input type="radio"/>
47	<input type="radio"/>	<input type="radio"/>	<input type="radio"/>	<input type="radio"/>	107	<input type="radio"/>	<input type="radio"/>	<input type="radio"/>	<input type="radio"/>	167	<input type="radio"/>	<input type="radio"/>	<input type="radio"/>	<input type="radio"/>
48	<input type="radio"/>	<input type="radio"/>	<input type="radio"/>	<input type="radio"/>	108	<input type="radio"/>	<input type="radio"/>	<input type="radio"/>	<input type="radio"/>	168	<input type="radio"/>	<input type="radio"/>	<input type="radio"/>	<input type="radio"/>
49	<input type="radio"/>	<input type="radio"/>	<input type="radio"/>	<input type="radio"/>	109	<input type="radio"/>	<input type="radio"/>	<input type="radio"/>	<input type="radio"/>	169	<input type="radio"/>	<input type="radio"/>	<input type="radio"/>	<input type="radio"/>
50	<input type="radio"/>	<input type="radio"/>	<input type="radio"/>	<input type="radio"/>	110	<input type="radio"/>	<input type="radio"/>	<input type="radio"/>	<input type="radio"/>	170	<input type="radio"/>	<input type="radio"/>	<input type="radio"/>	<input type="radio"/>
51	<input type="radio"/>	<input type="radio"/>	<input type="radio"/>	<input type="radio"/>	111	<input type="radio"/>	<input type="radio"/>	<input type="radio"/>	<input type="radio"/>	171	<input type="radio"/>	<input type="radio"/>	<input type="radio"/>	<input type="radio"/>
52	<input type="radio"/>	<input type="radio"/>	<input type="radio"/>	<input type="radio"/>	112	<input type="radio"/>	<input type="radio"/>	<input type="radio"/>	<input type="radio"/>	172	<input type="radio"/>	<input type="radio"/>	<input type="radio"/>	<input type="radio"/>
53	<input type="radio"/>	<input type="radio"/>	<input type="radio"/>	<input type="radio"/>	113	<input type="radio"/>	<input type="radio"/>	<input type="radio"/>	<input type="radio"/>	173	<input type="radio"/>	<input type="radio"/>	<input type="radio"/>	<input type="radio"/>
54	<input type="radio"/>	<input type="radio"/>	<input type="radio"/>	<input type="radio"/>	114	<input type="radio"/>	<input type="radio"/>	<input type="radio"/>	<input type="radio"/>	174	<input type="radio"/>	<input type="radio"/>	<input type="radio"/>	<input type="radio"/>
55	<input type="radio"/>	<input type="radio"/>	<input type="radio"/>	<input type="radio"/>	115	<input type="radio"/>	<input type="radio"/>	<input type="radio"/>	<input type="radio"/>	175	<input type="radio"/>	<input type="radio"/>	<input type="radio"/>	<input type="radio"/>
56	<input type="radio"/>	<input type="radio"/>	<input type="radio"/>	<input type="radio"/>	116	<input type="radio"/>	<input type="radio"/>	<input type="radio"/>	<input type="radio"/>	176	<input type="radio"/>	<input type="radio"/>	<input type="radio"/>	<input type="radio"/>
57	<input type="radio"/>	<input type="radio"/>	<input type="radio"/>	<input type="radio"/>	117	<input type="radio"/>	<input type="radio"/>	<input type="radio"/>	<input type="radio"/>	177	<input type="radio"/>	<input type="radio"/>	<input type="radio"/>	<input type="radio"/>
58	<input type="radio"/>	<input type="radio"/>	<input type="radio"/>	<input type="radio"/>	118	<input type="radio"/>	<input type="radio"/>	<input type="radio"/>	<input type="radio"/>	178	<input type="radio"/>	<input type="radio"/>	<input type="radio"/>	<input type="radio"/>
59	<input type="radio"/>	<input type="radio"/>	<input type="radio"/>	<input type="radio"/>	119	<input type="radio"/>	<input type="radio"/>	<input type="radio"/>	<input type="radio"/>	179	<input type="radio"/>	<input type="radio"/>	<input type="radio"/>	<input type="radio"/>
60	<input type="radio"/>	<input type="radio"/>	<input type="radio"/>	<input type="radio"/>	120	<input type="radio"/>	<input type="radio"/>	<input type="radio"/>	<input type="radio"/>	180	<input type="radio"/>	<input type="radio"/>	<input type="radio"/>	<input type="radio"/>

NUMBER OF QUESTIONS ATTEMPTED:

## ANNEXURE–VIII

### SAMPLE REPRESENTATION REGARDING ANSWER KEY

Name: **T. A. Khan**

Paper: B.Ed. Jammu

Series: **A**

Roll No: **4BOP9999**

Year: **2022**

S.No	Q. No.	Answer Option in the Question Paper	Answer Suggested by the Candidate	Title of the Book	Author of the Book	Edition	Volume	Page No.	Additional Comments (if Required)
1	5	A	C	English Grammer	Wren & Martin	4TH ED.	II	28	QUESTION IS INCORRECTLY FRAMED
2	6	B	D	Do	Do	Do	do	do	QUESTION IS INCORRECTLY FRAMED
3									
4									
5									
6									

Contact No:

Alternative Contact No

Name and Signature of the Candidate



**THE JAMMU AND KASHMIR**  
**BOARD OF PROFESSIONAL ENTRANCE EXAMINATIONS**

Jammu	<ul style="list-style-type: none"><li>•4th Floor, South Block, Bahu Plaza, Jammu - 180012</li><li>•+91 191 - 2470102, +91 191 - 2479371</li></ul>
Srinagar	<ul style="list-style-type: none"><li>•Baghat-i-Barzulla, Opposite J&amp;K Bank, Srinagar - 190005</li><li>•+91 194 - 2433590, +91 194 2437647</li></ul>
Website	<ul style="list-style-type: none"><li>•<a href="http://www.jkbopee.gov.in">http://www.jkbopee.gov.in</a></li></ul>
email	<ul style="list-style-type: none"><li>•<a href="mailto:helpdeskjakbopee@gmail.com">helpdeskjakbopee@gmail.com</a></li></ul>
Help Desk	<ul style="list-style-type: none"><li>•9419288006/9419403272/9419434133/9469012295/</li></ul>

